

TRACKS Flexible



Optik: Reflektor och glas
Material: Aluminium
Ljuskälla: COB LED

Egenskaper

Mått:	Ø 75mm - 150mm (se tabell)
Vikt:	0,5kg -8kg
Täthetsklass	IP20
Vandalklass	N/A
Elsäkerhetsklass	I













ANVÄNDNINGSOMRÅDEN

- Butik
- Kontor
- Mässa
- Utställning

SPECIFIKATION

Certifierad:	Nej, IP20, armatur uppfyller kraven i EN60598
Ljuskälla:	LED
Överspänninsskydd, Transientskydd:	4 kV
Programmerbar version:	Nej
Ej programmerbara armaturversioner:	10W – 2 x 50W
Ljusutbyte:	90-100lm/W
Korrelerad färgtemperatur:	3000K, 4000K
Färgåtergivningsindex	CRI80
SDCM::	>4
Bibehållet ljusflöde enligt L90 / B10:	50,000h IESNA LM80
Temperaturintervall vid drift:	-35° till +35°C
Underhåll:	Skruvmejsel
Nätspänning:	100-240 V AC/50-60 Hz
EMC:	Driver/armatur enligt EN55015,EN61000-2-3,EN61547
Optik:	Frostat alt. centerfrostat alt. klart glas
Material:	Kylning pressgjuten aluminium, aluminium, plast
Vikt:	0,5kg - 8 kg
Färg:	Vit , svart.
Montering / fäste:	Global skena
Rekommenderad montagehöjd:	2m-25m, beroende på effekt och ändamål
Förmonterad installationskabel:	Nej

TRACKS Standard 4-wires 3-circuit,3-phase

Item no.	LED Power	Lamp Power	Color Kelvin (optional)	Voltage	Beam angle (optional)	Glasses (optional)	Color of housing (optional)	Dimension (mm)	Lamp lumen
 T1043	10W	11.5W	3000K 4000K	AC200-240V	30° 50°	clear frosted center- frosted	white black silver	∅ 75x75 (1lamp) 120x85x45 (power box)	1150-1350lm
 T1043D	2x10W	23W	3000K 4000K	AC200-240V	30° 50°	clear frosted center- frosted	white black silver	∅ 75x75 (1lamp) 120x85x45 (power box)	2300-2700lm
 T2043	20W	23W	3000K 4000K	AC200-240V	30° 50°	clear frosted center- frosted	white black silver	∅ 100-90 (1lamp) 120x85x45 (power box)	2200-2600lm
 T2043D	2x20W	46W	3000K 4000K	AC200-240V	30° 50°	clear frosted center- frosted	white black silver	∅ 100-90 (1lamp) 120x85x45 (power box)	4400-5200lm
 T3043	30W	34.5W	3000K 4000K	AC200-240V	25° 55°	clear frosted center- frosted	white black silver	∅ 125x110 (1lamp) 145x105x50 (power box)	3300-3700lm
 T3043D	2x30W	69W	3000K 4000K	AC200-240V	25° 55°	clear frosted center- frosted	white black silver	∅ 125x110 (1lamp) 145x105x50 (power box)	6600-7400lm
 T4043	40W	45W	3000K 4000K	AC200-240V	25° 55°	clear frosted center- frosted	white black silver	∅ 125x125 (1lamp) 145x105x50 (power box)	4100-4800lm
 T4043D	2x40W	90W	3000K 4000K	AC200-240V	25° 55°	clear frosted center- frosted	white black silver	∅ 125x125 (1lamp) 145x105x50 (power box)	8200-9600lm
 T5043	50W	55W	3000K 4000K	AC200-240V	25° 55°	clear frosted center- frosted	white black silver	∅ 150x140 (1lamp) 170x125x60 (power box)	5600-6400lm
 T5043D	2x50W	110W	3000K 4000K	AC200-240V	25° 55°	clear frosted center- frosted	white black silver	∅ 150x140 (1lamp) 170x125x60 (power box)	11200-12800lm

TRACKS 2 / 3 wires, 1-circuit



Item no.	LED Power	Lamp Power	Color Kelvin (optional)	Voltage	Beam angle (optional)	Glasses (optional)	Color of housing (optional)	Dimension (mm)	Lamp lumen
T1021 T1031	10W	11.5W	3000K 4000K	AC200-240V	30° 50°	clear frosted center- frosted	white black silver	∅ 75x75 (lamp) 120x85x45 (power box)	1150- 1350lm
T1021D T1031D	2x10W	23W	3000K 4000K	AC200-240V	30° 50°	clear frosted center- frosted	white black silver	∅ 75x75 (lamp) 120x85x45 (power box)	2300- 2700lm
T2021 T2031	20W	23W	3000K 4000K	AC200-240V	30° 50°	clear frosted center- frosted	white black silver	∅ 100-90 (lamp) 120x85x45 (power box)	2200- 2600lm
T2021D T2031D	2x20W	46W	3000K 4000K	AC200-240V	30° 50°	clear frosted center- frosted	white black silver	∅ 100-90 (lamp) 120x85x45 (power box)	4400- 5200lm
T3021 T3031	30W	34.5W	3000K 4000K	AC200-240V	25° 55°	clear frosted center- frosted	white black silver	∅ 125x110 (lamp) 145x105x50 (power box)	3300- 3700lm
T3021D T3031D	2x30W	69W	3000K 4000K	AC200-240V	25° 55°	clear frosted center- frosted	white black silver	∅ 125x110 (lamp) 145x105x50 (power box)	6600- 7400lm
T4021 T4031	40W	45W	3000K 4000K	AC200-240V	25° 55°	clear frosted center- frosted	white black silver	∅ 125x125 (lamp) 145x105x50 (power box)	4100- 4800lm
T4021D T4031D	2x40W	90W	3000K 4000K	AC200-240V	25° 55°	clear frosted center- frosted	white black silver	∅ 125x125 (lamp) 145x105x50 (power box)	8200- 9600lm
T5021 T5031	50W	55W	3000K 4000K	AC200-240V	25° 55°	clear frosted center- frosted	white black silver	∅ 150x140 (lamp) 170x125x60 (power box)	5600- 6400lm
T5021D T5031D	2x50W	110W	3000K 4000K	AC200-240V	25° 55°	clear frosted center- frosted	white black silver	∅ 150x140 (lamp) 170x125x60 (power box)	11200- 12800lm

	0410	
	0415	4 wires (3-phase) track without live end and end cap
	0420	Color available: white / black / silver Packing: 1m, 1.5m & 2m: 12pcs/carton ; 3m: 8pcs/carton
	0430	
	R410	
	R415	4 wires (3-circuit) Recessed track without live end and end cap.
	R420	Color available: white / black / silver Packing: 1m, 1.5m & 2m: 9pcs/carton ; 3m: 6pcs/carton
	R430	
	0431L / R	Live-end connector. To start a run.
	0432	End cap connects to the track section end.
	0433	Mini Joiner. A low profile connector to cleanly and crisply join two straight track sections end-to-end.
	0434	Straight connector. To connect two track sections end-to-end. It provides a center feed option.
	0435L / R	L connector. To connect two track sections at a right angle.
	0436L / R	T connector. To connect three track sections into a T configuration.
	0437	"+" connector. To connect four track sections into a cross configuration.
	0439	Flexible soft connector. To connect two track sections at any angle up to 90 degrees or wall to ceiling or pitched ceiling applications.

	0240L	Pendant adaptor (2-pins): available colours: Black, White, Grey	2-wires (1-circuit)
	0340L	Pendant adaptor (3-pins): available colours: Black, White, Grey	3-wires (1-circuit)
	0440	Pendant adapter (4-pins 3-phase); available colours: Black, White, Grey	4-wires (3-circuit)
	0447	Suspension gear with (6mmx1M) pole Color available: white / black / silver	
	0448	Suspension gear with 1.5M steel wire Color available: white / black / silver	
	0245	2 wires (1-circuit) 3 wires (1-circuit) 4 wires (3-circuit)	
	0246	2 wires (1-circuit) 3 wires (1-circuit) 4 wires (3-circuit)	
	F01	Female DC cable connector , 15cm length cable, black	#18 cable
	M01	Male DC cable connector , 15cm length cable, black	#18 cable
	M622+863-2	Junction box 2way Housing: 94V-2 grade Solid: 0.5-2.5mm2 Ampere/Voltage: 16A 450VAC IP Code: IP20 Working: T100 Accessories: 863*2P	L72xW2 7xH30 mm
	M623+863-3	Junction box 3-way Housing: 94V-2 grade Solid: 0.5-2.5mm2 Ampere/Voltage: 16A 450VAC IP Code: IP20 Working: T100 Accessories: 863*3P	L72xW3 7xH30 mm