


EXACT

1500 W LED, 4000 K / 5700 K, CRI 70



APPLICATIONS

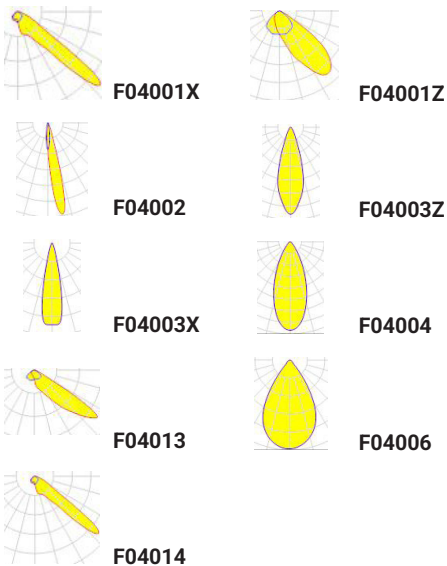
- ARENAS
- BANDY RINKS & ICE RINKS
- CAR PARKS
- FOOTBALL PITCHES & SPORTS GROUNDS
- FREIGHT & INTERMODAL TERMINALS
- INDUSTRIAL AREAS
- MULTI-SPORT ARENAS
- NEIGHBOURHOOD SPORTS GROUNDS
- OUTDOOR ENVIRONMENTS
- PORT AREAS
- SKI & ILLUMINATED TRAILS
- SKI SPORT FACILITIES

EXACT series floodlights feature individually adjustable LED modules that minimise both weight and wind area. The luminaire housing with integrated bracket is manufactured from die-cast aluminium and finished with stove-enamelled powder coating for a robust and corrosion-resistant construction. Long service life is ensured by heavy-duty cooling fins that efficiently dissipate heat from the LED chips, reliable gaskets made from age-resistant material, stainless acid-resistant screws and 20 kV surge protection as standard. To meet specific requirements and site conditions, the product can be configured with either internal or external drivers.

DIMENSIONS, WEIGHT AND MOUNTING


Length x width x height	515 x 777 x 310 mm
Floodlight weight	27 kg
Driver weight (incl. box)	6 kg

LIGHT DISTRIBUTION



WIND AREA

0°	0,11 m ²
10°	0,11 m ²
20°	0,14 m ²
30°	0,19 m ²
40°	0,24 m ²
50°	0,28 m ²
60°	0,30 m ²
70°	0,33 m ²
80°	0,34 m ²
90°	0,34 m ²



GENERAL DATA

Compliance with applicable standards	EN 60598-1:2015+A1, EN 60598-2-3:2003+A1, EN 62493:2015, ENEC
EMC	Driver/luminaire compliant with EN55015, EN61000-2-3, EN61547
Environmental declaration	EPD
Recommended mounting height	10-40 m depending on wattage
Minimum mounting height	5 m ensure photobiological safety
Pre-installed cable	Yes
Options	Glare shield, aiming device, external Zhaga box

CONSTRUCTION

Material	High-pressure die-cast aluminium with components in stainless steel
Surface treatment	Powder coating
Corrosivity class	C5
Ingress protection class	IP66
Impact protection class	IK08
Standard colour	Silver RAL 9006 *
Mounting	Integrated bracket for fitting to floodlight beam

* Other RAL colours on request.

ELECTRICAL DATA

Wattage	1500 W
Control	DALI-2, DMX
Surge protection, transient protection (Class I)	20 kV (extended external 10 kV protection available as an option)
Surge protection, transient protection (Class II)	10 kV (extended external 10 kV protection available as an option)
Night dimming	N/A
LED service life	L90B10 100,000 h / L80B10 120,000 h / L70B10 155,000 h (IESNA LM80) *
Operating temperature range	-40° to +35 °C
Mains voltage	220-240 V AC/50-60 Hz
Electrical safety class	I EU

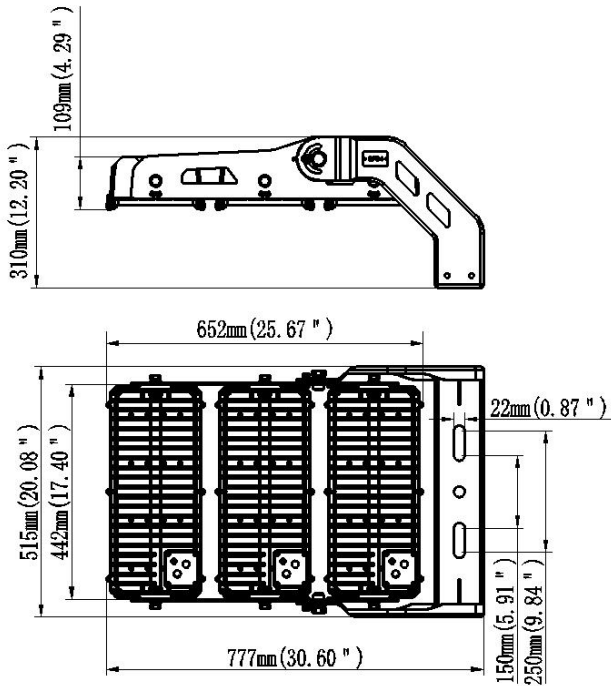
* Depending on wattage and ambient temperature.

PHOTOMETRIC DATA

Light source	LED
Optics	Lenses
Colour temperature (K)	4000 K / 5700 K as standard, 3000 K on request
Colour rendering (CRI)	CRI 70 as standard, CRI 80 / CRI 90 on request
Luminous efficacy (lm/W)	100-130 (3000 K), 130-150 (4000 K), 135-155 (5700 K)
Light distribution	F04001X, F04001Z, F04002, F04003X, F04003Z, F04004, F04006, F04013, F04014
SDCM	≤5

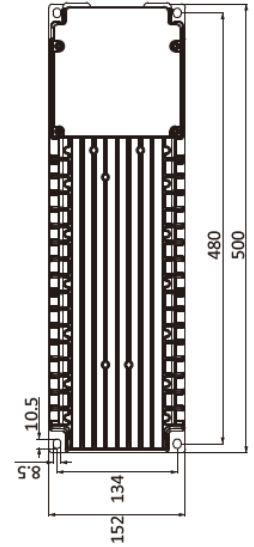
Floodlight

EXACT 1500 W




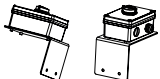


Driver

NFS-1K8T210BC (1500 - 1800W)



ACCESSORIES

Article	Designation	Description
2270	 Aiming device + 1m bracket for Spotter and Exact	Aiming device for adjusting luminaire angle
2245	 Glareprotection L130 / visor for Exact symmetrical lenses	Glare shield for F04002, F04003X, F04003Z, F04004, F04006
2246ADJ	 Glareprotection L39 /adjustable visor for Exact	Glare shield for F04001X, F04001Z, F04013, F04014
159	 Zhaga connector for mast installation including bracket	External Zhaga box